

## Scanning guidelines and checklist for APA document submissions

All additional prescribing authorization (APA) documents for submission to ACP must be scanned and converted into a high-quality PDF document as per the scanning requirements to support their authenticity. Documents that do not meet the requirements below will be rejected.

### Preparing documents for scanning

- Ensure the original documents are clean and free of debris.
- Remove all staples and paper clips.
- Ensure the original documents are straightened out and flat before scanning.
- When preparing documents for scanning, be careful not to damage the paper or obscure the information on the original document.

### Scanning equipment

- ACP recommends the use of a scanner attached to a printer or copier.
- If using a scanner with a document feeder, be sure that the document remains straight as it moves through the scanner. If not, scan the documents individually on the glass.
- If scanning using a mobile device, you must use one of the following approved apps: Adobe Scan app ([iPhone](#), [Android](#)), Microsoft Lens Scanner app ([iPhone](#), [Android](#)), Notes app ([iPhone](#)), Google Drive Scan app ([Android](#)), or CamScanner app ([iPhone](#), [Android](#)).
- If using a scanner app, align the device directly over the document and not at an angle, so that the image is captured clearly.

### Submission process

- PDF (.pdf) is the only acceptable file format for submissions.
- Only four pdf files will be accepted, including
  - the application form, and
  - three cases (one file for each case).
- All files are to be named according to the following convention: Registration#\_firstname\_initial\_lastname\_filetype
- Examples
  - 1234\_John\_M\_Smith\_applicationform
  - 1234\_John\_M\_Smith\_caseA
  - 1234\_John\_M\_Smith\_caseB
  - 1234\_John\_M\_Smith\_caseC

## **Resolution**

- Scan original documents a minimum of 300dpi or at the highest resolution possible if your scanner or scanner app has these settings.
- Scan original documents at 100% image size. Do not reduce or expand the scanning settings.
- Scan to fit the page; this process helps to maximize the quality of the scanned image.
- All information on the original must be clear and legible on the scanned copy and any handwritten signature, stamp, or seal impression must be fully visible and readable on the scan.

## **File size**

- The maximum file size per document is 5MB (megabytes).
- Do not compress or zip files.

## **Quality assurance check**

- After a document has been scanned, open the file and compare to the original paper document. Ensure the following requirements are met before submitting to ACP:
  - The file contains all the pages in the original document and the pages are in the correct order.
  - All areas in the original document are scanned (i.e., nothing is cropped or cut off).
  - Scanned documents are clear and legible. The smallest text should be readable and not blurry and stamps and seal impressions must be clear.
  - Scanned documents are not dark and do not have shadows or dark spots. Use good lighting, use a flash if needed, and use the scanner app settings to adjust brightness.
  - Scanned documents in the file are orientated so it can be read across the screen. Rotate any documents that are sideways or upside down.
- If the scanned document does not meet the requirements above, adjust your scanner settings or re-position your document and scan it again.

## Lorem ipsum

Dolor sit amet, consectetur adipiscing elit, sed do eiusmod tempor incididunt ut labore et dolore magna aliqua. Quis commodo odio aenean sed adipiscing diam donec adipiscing tristique. In iaculis nunc sed augue lacus viverra vitae congue eu. Dictum at tempor commodo ullamcorper a lacus. Arcu vitae elementum curabitur vitae nunc sed velit dignissim. Dui faucibus in ornare quam viverra orci sagittis. Mattis enim ut tellus elementum sagittis vitae et leo duis. Quisque egestas diam in arcu cursus euismod. Massa tempor nec feugiat nisl pretium fusce id. Ornare massa eget egestas purus viverra accumsan in. Morbi non arcu risus quis varius quam quisque id diam. Sit amet tellus cras adipiscing enim eu. Eu nisl nunc mi ipsum faucibus vitae. Sed vulputate odio ut enim. Vitae suscipit tellus mauris a diam. Est placerat in egestas erat.

Libero volutpat sed cras ornare. Amet risus nullam eget felis eget nunc lobortis mattis. Etiam erat velit scelerisque in dictum non consectetur a. Sit amet volutpat consequat mauris nunc congue nisi. Sit amet justo donec enim diam. Amet tellus cras adipiscing enim. Vitae elementum curabitur vitae nunc sed. Non pulvinar neque laoreet suspendisse interdum consectetur libero id. Aliquam faucibus purus in massa tempor nec feugiat nisl pretium. Feugiat nisl pretium fusce id velit ut tortor pretium viverra. Morbi quis commodo odio aenean sed. Lacus sed viverra tellus in hac habitasse platea dictumst vestibulum. Mi tempus imperdiet nulla malesuada pellentesque elit. Posuere ac ut consequat semper viverra nam. Egestas egestas fringilla phasellus faucibus scelerisque. Scelerisque eu ultrices vitae auctor eu. Ullamcorper dignissim cras tincidunt lobortis feugiat vivamus at augue. Purus in mollis nunc sed id semper risus. Vel fringilla est ullamcorper eget.

Sit amet commodo nulla facilisi nullam vehicula ipsum a arcu. Rhoncus mattis rhoncus urna neque viverra justo nec. Ante in nibh mauris cursus mattis molestie a iaculis at. Dictum at tempor commodo ullamcorper a lacus. Adipiscing bibendum est ultricies integer quis auctor. Sollicitudin aliquam ultrices sagittis orci a scelerisque purus semper. Mauris augue neque gravida in fermentum et. Justo nec ultrices dui sapien. Consectetur adipiscing elit pellentesque habitant morbi tristique senectus et. Volutpat diam ut venenatis tellus in metus. Nec dui nunc mattis enim ut tellus elementum sagittis. Aliquam sem et tortor consequat id porta nibh venenatis. Amet est placerat in egestas erat imperdiet. In hac habitasse platea dictumst vestibulum rhoncus est pellentesque. Vehicula ipsum a arcu cursus vitae congue. Aenean et tortor at risus viverra. Aliquet nec ullamcorper sit amet risus. Pellentesque id nibh tortor id aliquet lectus proin.

Cursus eget nunc scelerisque viverra mauris in aliquam. At tellus at urna condimentum mattis. Egestas maecenas pharetra convallis posuere morbi leo urna molestie. Eget duis at tellus at urna condimentum mattis pellentesque. Sagittis purus sit amet volutpat consequat mauris nunc congue. Iaculis at erat pellentesque adipiscing commodo elit at. Quis varius quam quisque id diam. Tellus cras adipiscing enim eu turpis. Sapien nec sagittis aliquam malesuada. Aliquet sagittis id consectetur purus ut faucibus pulvinar elementum. Consectetur purus ut faucibus pulvinar elementum integer enim. Convallis a cras semper auctor neque vitae tempus quam pellentesque. Lectus arcu bibendum at varius vel pharetra vel turpis. Lorem ipsum dolor sit amet consectetur adipiscing elit duis.

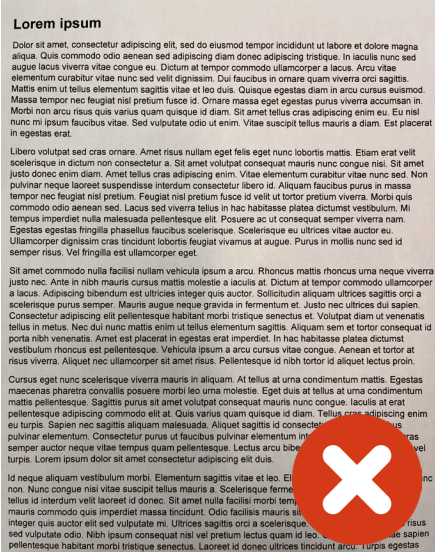
Id neque aliquam vestibulum morbi. Elementum sagittis vitae et leo. Elementum nibh tellus molestie nunc non. Nunc congue nisi vitae suscipit tellus mauris a. Scelerisque fermentum dui faucibus in. Convallis tellus id interdum velit laoreet id donec. Sit amet nulla facilisi morbi tempus iaculis urna id. Mi sit amet mauris commodo quis imperdiet massa tincidunt. Odio facilisis mauris sit amet massa. Est ultricies integer quis auctor elit sed vulputate mi. Ultrices sagittis orci a scelerisque. Euismod lacinia at quis risus sed vulputate odio. Nibh ipsum consequat nisl vel pretium lectus quam id leo. Condimentum vitae sapien pellentesque habitant morbi tristique senectus. Laoreet id donec ultrices tincidunt arcu. Turpis egestas sed tempus urna et. Gravida cum sociis natoque penatibus et magnis.






Unacceptable scans


Not scanned to 100% image size




Not straight or aligned



Skewed or not scanned directly over the document



Shadows on document



Not scanned to fit the page

